


Roto Crank Manual



"for those who don't like to read"




PO Box 118
Signal Mountain, TN 37377
800-343-8433
Fax 423-266-0105
www.rotiform.com

“This is what you bought..”




“Now, find these 3 pieces.....”




2

“And perform this miracle.....”




“Great! Now find this table clamp.....”




“..and a table. Then do this ...”



“Next, measure the pitch (hole spacing).....”




“And set the 2 center wheels like this.....”




“Ok, good! Now look at the back of the machine..”

“The bending takes place here...”




5

“Using a component, set this spacing...”




“If too much, a large bend radius. If too tight, a deformed or scratch wire. If just right, smile..”

“To set the cut wire length, do this....”




6

"And to keep everything in the middle of the road....."



"And...Success..."



7